

BOARD OF COOPERATIVE EDUCATIONAL SERVICES

# REPORT CARD

2017-2018

2017-2018

2017-2018

2017-2018

2017-2018

2017-2018

2017-2018

2017-2018

2017-2018

2017-2018

# 2017-2018

## Nassau BOCES

**Nassau BOCES  
Board of Cooperative Educational Services  
2017-2018 Report Card**

**Table of Contents**

	<b>Page</b>
<b>Component/Non-Component</b>	ii
<b>Indicators of BOCES Performance</b>	
<b>Alternative Education</b>	.. 1-3 . 4-6 ... 7 .... 7
<b>Special Education</b>	. 8 ... 9-11
<b>Professional D</b>	12
<b>Technology Servi</b>	13
<b>School Library Syst</b>	14
<b>2017-2018</b>	15

Prior editions of the BOCES Report Card included other data representing information on component districts.

The following data were not included in this report.

- 3 State Testing Program for All Component Districts
- 3 Graduation Results

**Nassau BOCES**  
**2890**

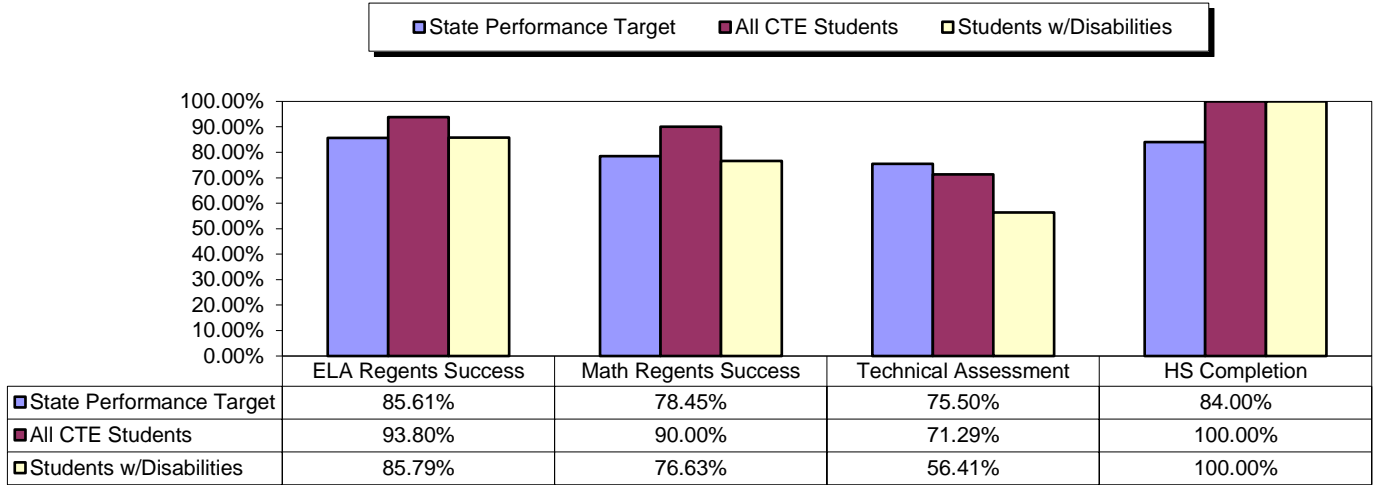
**Component Districts**

Baldwin UFSD  
Bellmore UFSD  
Bellmore-Merrick CSD  
Bethpage UFSD  
Carle Place UFSD  
East Meadow UFSD  
East Rockaway UFSD  
East Williston UFSD  
Elmont



# CTE Student Performance on Perkins Indicators Who Left School in 2017

Data Source: SIRS



## Status of Career and Technical Education (CTE) Students 2017 Placement Outcomes

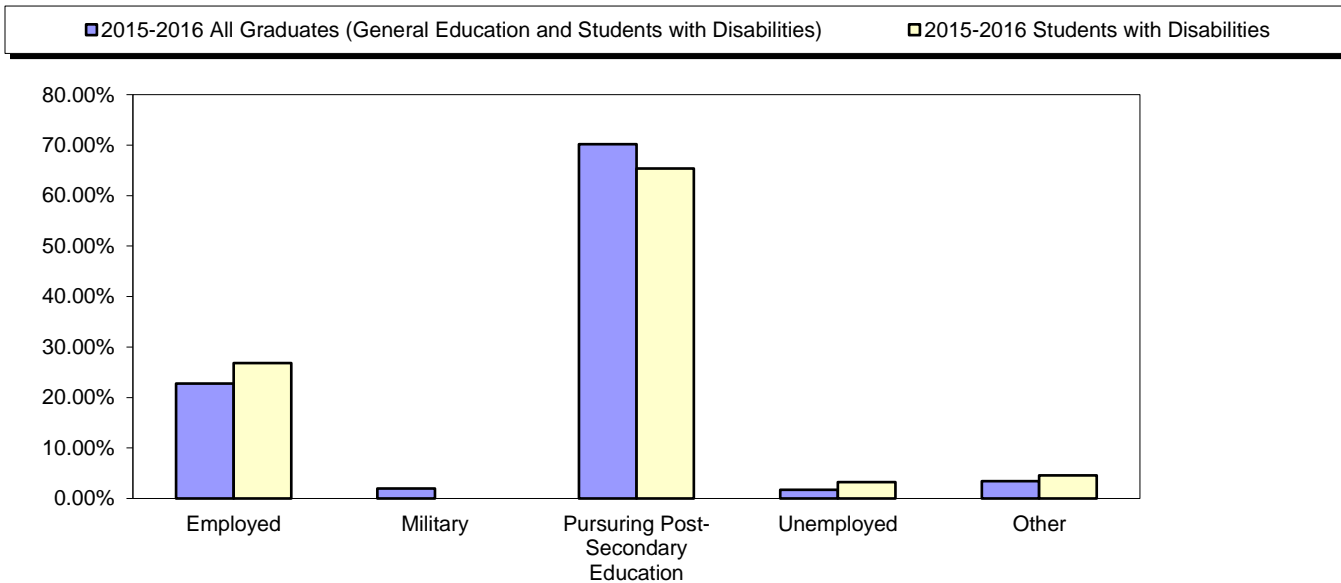
BOCES Surveys CTE concentrators six months after they last attended their CTE program to determine if they are employed or continuing their education. Data Source: CTE Placement Report

<http://www.p12.nysed.gov/cte/perkins4/docs/2018-19PerkinsReportCards052118.pdf>

<http://www.p12.nysed.gov/cte/perkins4/docs/2018-19PerkinsReportCard5S1Only.pdf>

### Total Placement

This BOCES	State Target
<b>94.87%</b>	<b>92.0 %</b>



**General Education Development Leading to (GED)  
For CTE Students Age 16-18  
2017-2018**

The GED Test Battery is a national examination that is available to adults who did not graduate from high school or whose diplomas may not be recognized by New York State. In New York State, the GED Tests are offered in English, French and Spanish.

**Number of students who:**

**Grades 9-12  
Programs  
Leading GED**





## **Alternative Education**





## Adult Career and Technical Education (CTE)

Adult CTE programs enhance academic and workplace skills and enable participants to gain employment or career advancement. *Data Source: ASISTS*

	This BOCES		BOCES Statewide
	Count	Percentage	Average
<b>All CTE Programs</b>			
<b>Enrolled during 2016-17</b>	1295	--	--
<b>Continuing Enrollment after 2016-17</b>	500	38.6%	14.60%
<b>Completed or Left During 2016-17</b>	795	61.4%	84.91%
<b>Left Prior to Completion During 2016-17</b>	69	8.7%	13.58%
<b>Completed by the End of 2016-17</b>	726	91.3%	83.36%
<b>Completed or Left During 2016-17 and Status Known</b>	80	10.1%	














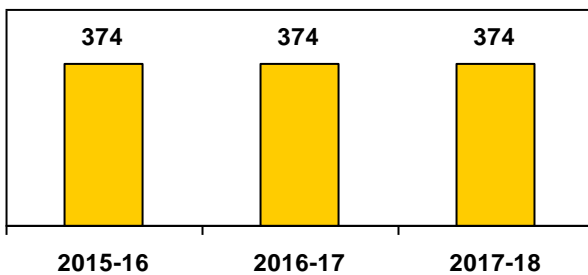




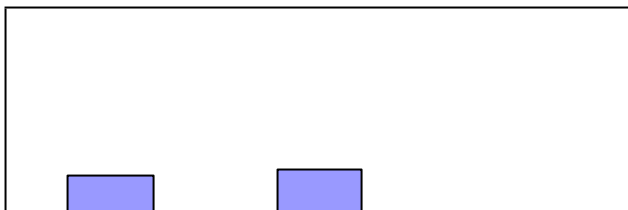
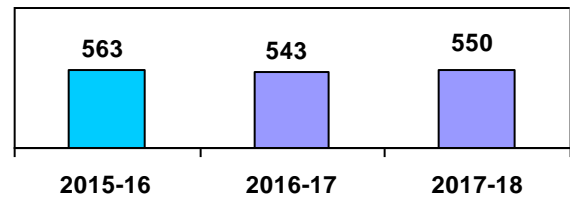
## School Library Systems (SLS)

School Library Systems are state-aided programs set forth in Education Law and regulations of the Commissioner of Education. Each BOCES acts as the educational agency that sponsors the program to provide vital library and information resources to public and nonpublic schools. Each system operates under an approved long range plan of service. Some of the key functions of SLS are: to provide leadership and training through professional development activities; enrich the NYS Learning Standards by providing information literacy awareness and skills; facilitate resource-sharing among its member school libraries; promote advances in technology for information storage and retrieval; focus on cooperative collection development of member school library materials; address the information needs of special client groups; and participate in regional library issues with the public, academic, special and other school libraries. Students, teachers and administrators in each BOCES service area benefit from the programs and services of the school library system. *Data Source: SLS Annual Report*

**Number of Library Media Centers**



**Consulting and Technical Assistance Services plus Reference by SLS Staff**



## 2017-2018 Expenses

*Data Source: SA111, schedule 2A*